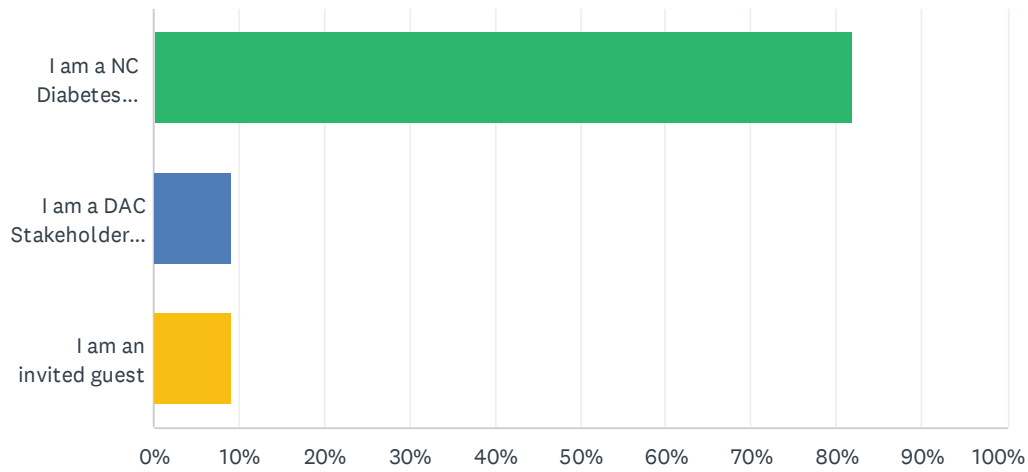


Q1 Please select the category that applies to you

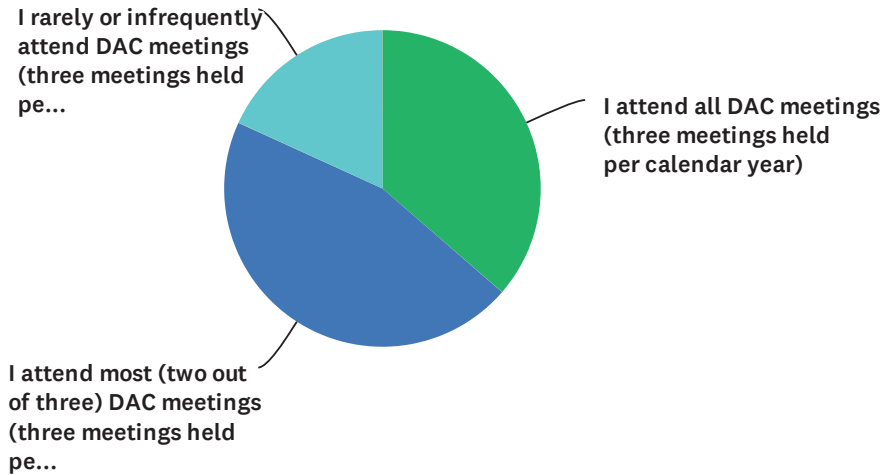
Answered: 11 Skipped: 0



| ANSWER CHOICES | RESPONSES | |
|---|-----------|----|
| I am a NC Diabetes Advisory Council Voting Member per the Voting Member List | 81.82% | 9 |
| I am a DAC Stakeholder (i.e., I receive regular listserv announcements about meetings, attend meetings as a non-voting member per the Voting Member List) | 9.09% | 1 |
| I am an invited guest | 9.09% | 1 |
| TOTAL | | 11 |

Q2 Please check the option that best describes you:

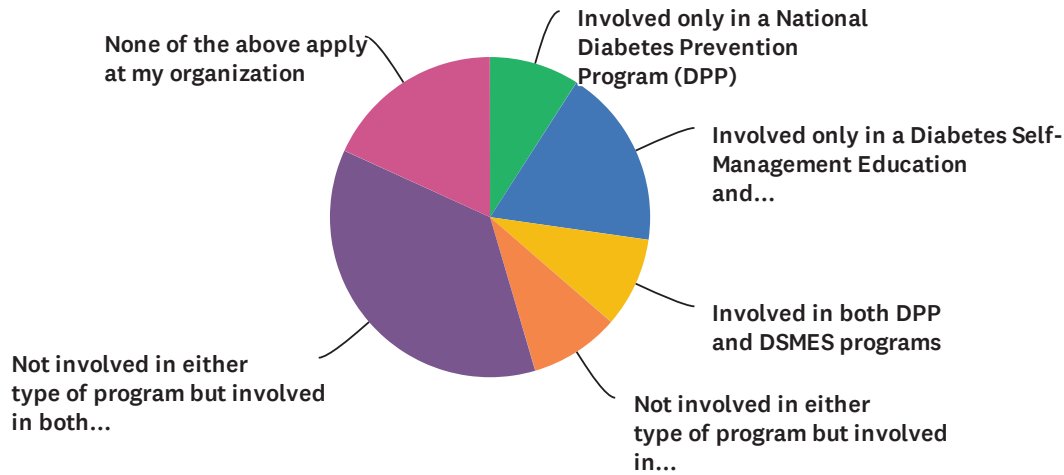
Answered: 11 Skipped: 0



| ANSWER CHOICES | RESPONSES | |
|---|-----------|----|
| I attend all DAC meetings (three meetings held per calendar year) | 36.36% | 4 |
| I attend most (two out of three) DAC meetings (three meetings held per calendar year) | 45.45% | 5 |
| I attend some DAC meetings (three meetings held per calendar year) | 0.00% | 0 |
| I rarely or infrequently attend DAC meetings (three meetings held per calendar year) | 18.18% | 2 |
| I am new to the DAC (I have not attended a meeting to date or just attended my first meeting) | 0.00% | 0 |
| TOTAL | | 11 |

Q3 Is your organization involved in a diabetes prevention or management program?

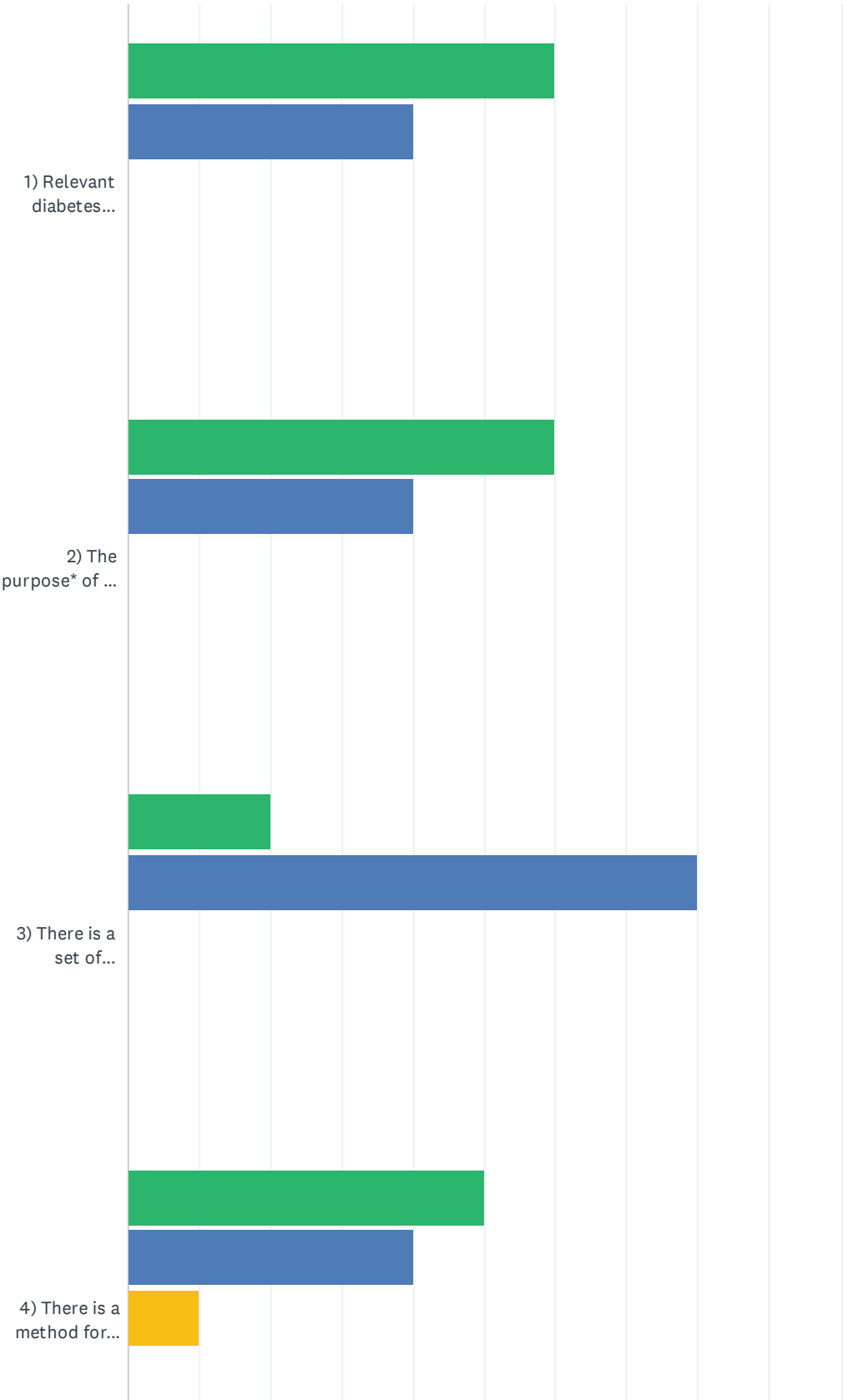
Answered: 11 Skipped: 0



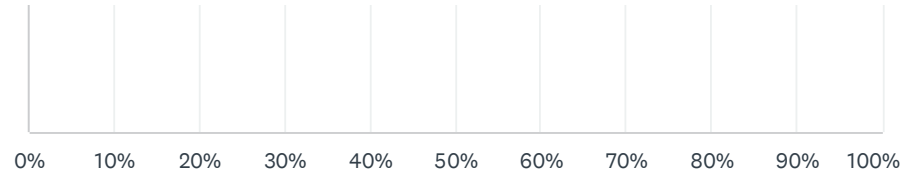
| ANSWER CHOICES | RESPONSES | |
|---|-----------|-----------|
| Involved only in a National Diabetes Prevention Program (DPP) | 9.09% | 1 |
| Involved only in a Diabetes Self-Management Education and Support Program (DSMES) | 18.18% | 2 |
| Involved in both DPP and DSMES programs | 9.09% | 1 |
| Not involved in either type of program but involved in diabetes prevention activities | 0.00% | 0 |
| Not involved in either type of program but involved in diabetes management activities | 9.09% | 1 |
| Not involved in either type of program but involved in both diabetes prevention AND management activities | 36.36% | 4 |
| None of the above apply at my organization | 18.18% | 2 |
| TOTAL | | 11 |

Q4 Structure

Answered: 10 Skipped: 1



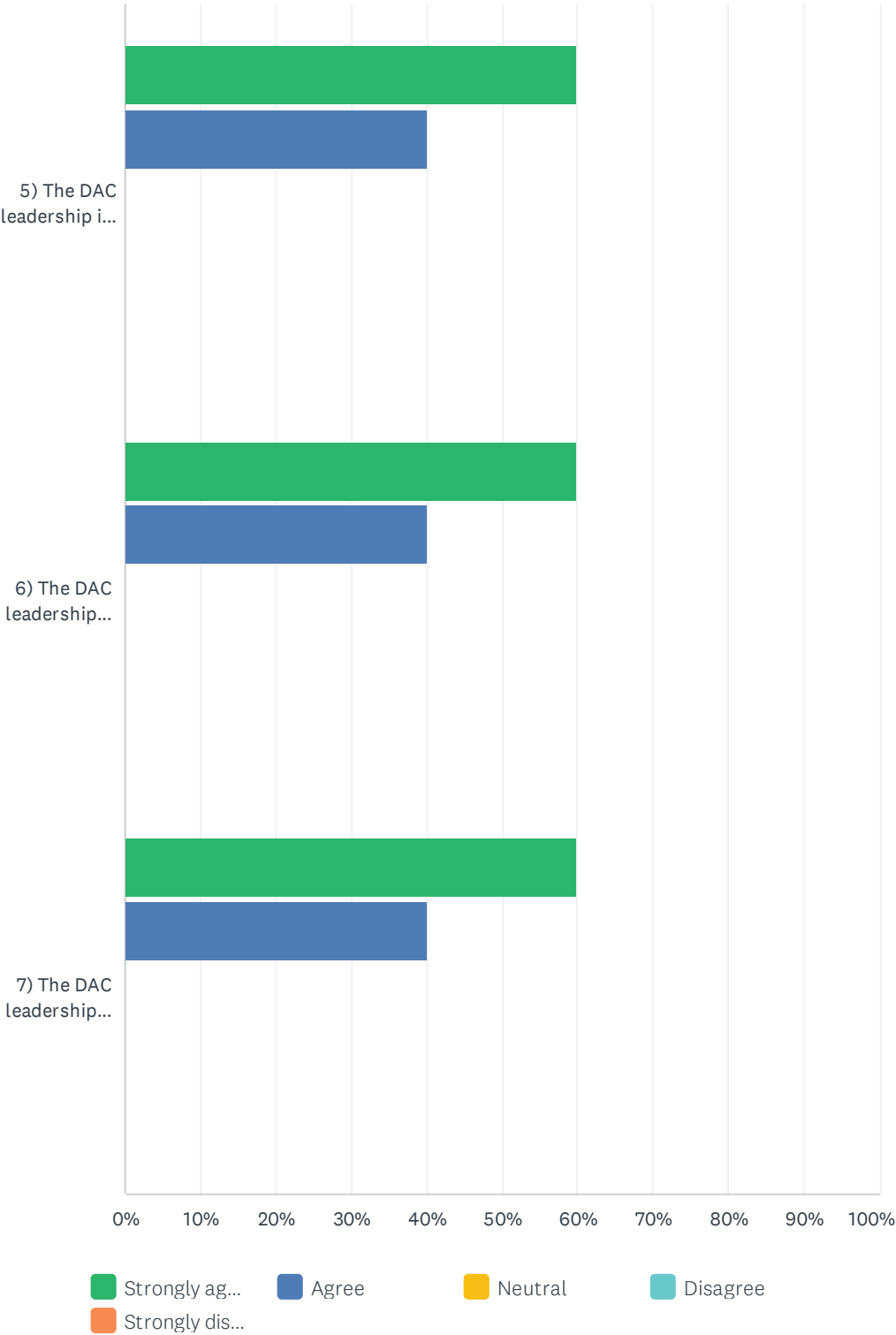
North Carolina Diabetes Advisory Council (DAC) Assessment of Work Collaboration and Efficiency



| | STRONGLY AGREE | AGREE | NEUTRAL | DISAGREE | STRONGLY DISAGREE | TOTAL |
|---|----------------|-------------|-------------|------------|-------------------|-------|
| 1) Relevant diabetes partners across the state are involved in the DAC | 60.00% 6 | 40.00% 4 | 0.00% 0 | 0.00% 0 | 0.00% 0 | 10 |
| 2) The purpose* of the DAC reflects my concern about diabetes prevention and control | 60.00% 6 | 40.00% 4 | 0.00% 0 | 0.00% 0 | 0.00% 0 | 10 |
| 3) There is a set of operating rules and norms about how members should work together | 20.00% 2 | 80.00% 8 | 0.00% 0 | 0.00% 0 | 0.00% 0 | 10 |
| 4) There is a method for communicating the activities and decisions to all members | 50.00% 5 | 40.00% 4 | 10.00% 1 | 0.00% 0 | 0.00% 0 | 10 |

Q5 Leadership

Answered: 10 Skipped: 1

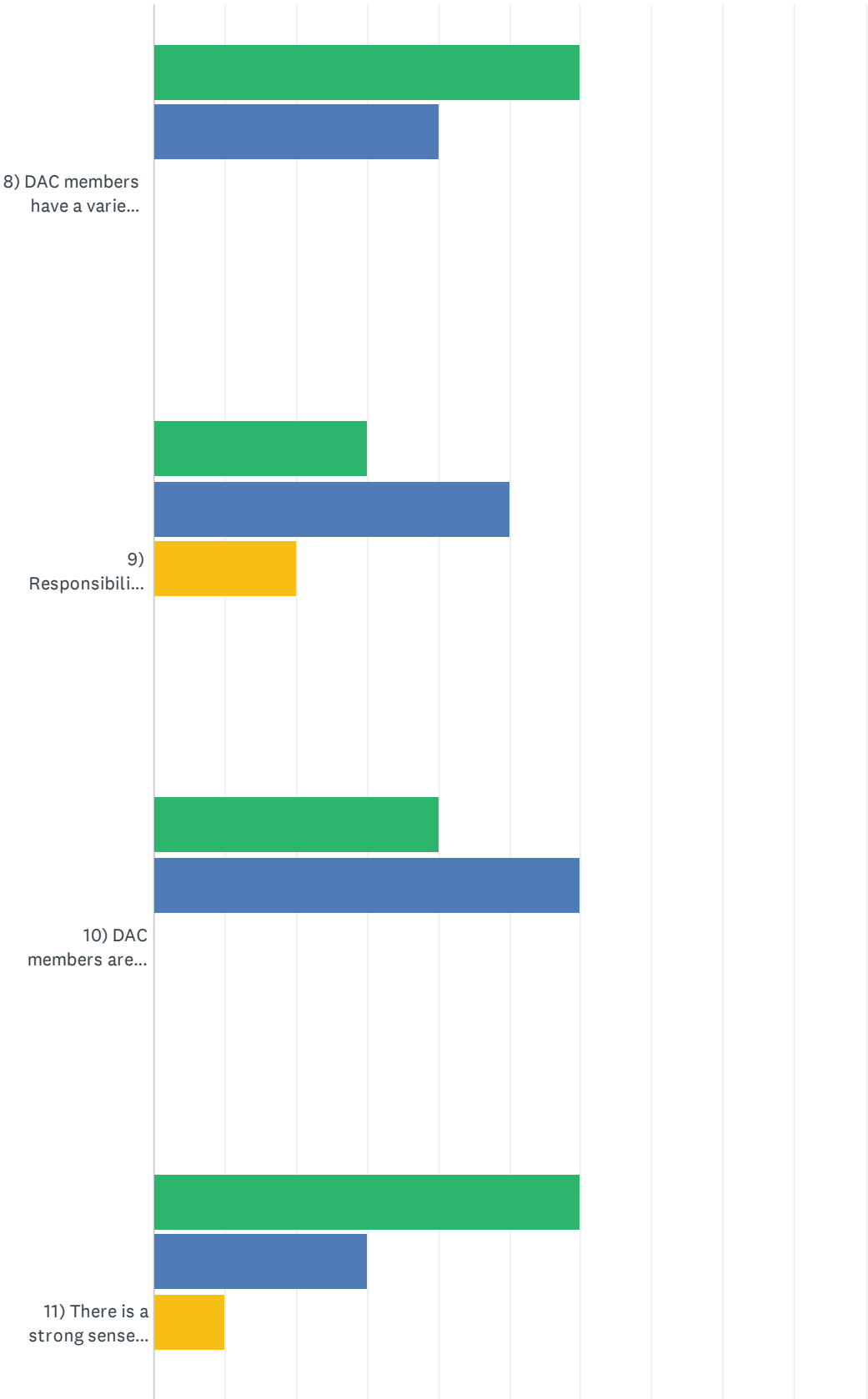


North Carolina Diabetes Advisory Council (DAC) Assessment of Work Collaboration and Efficiency

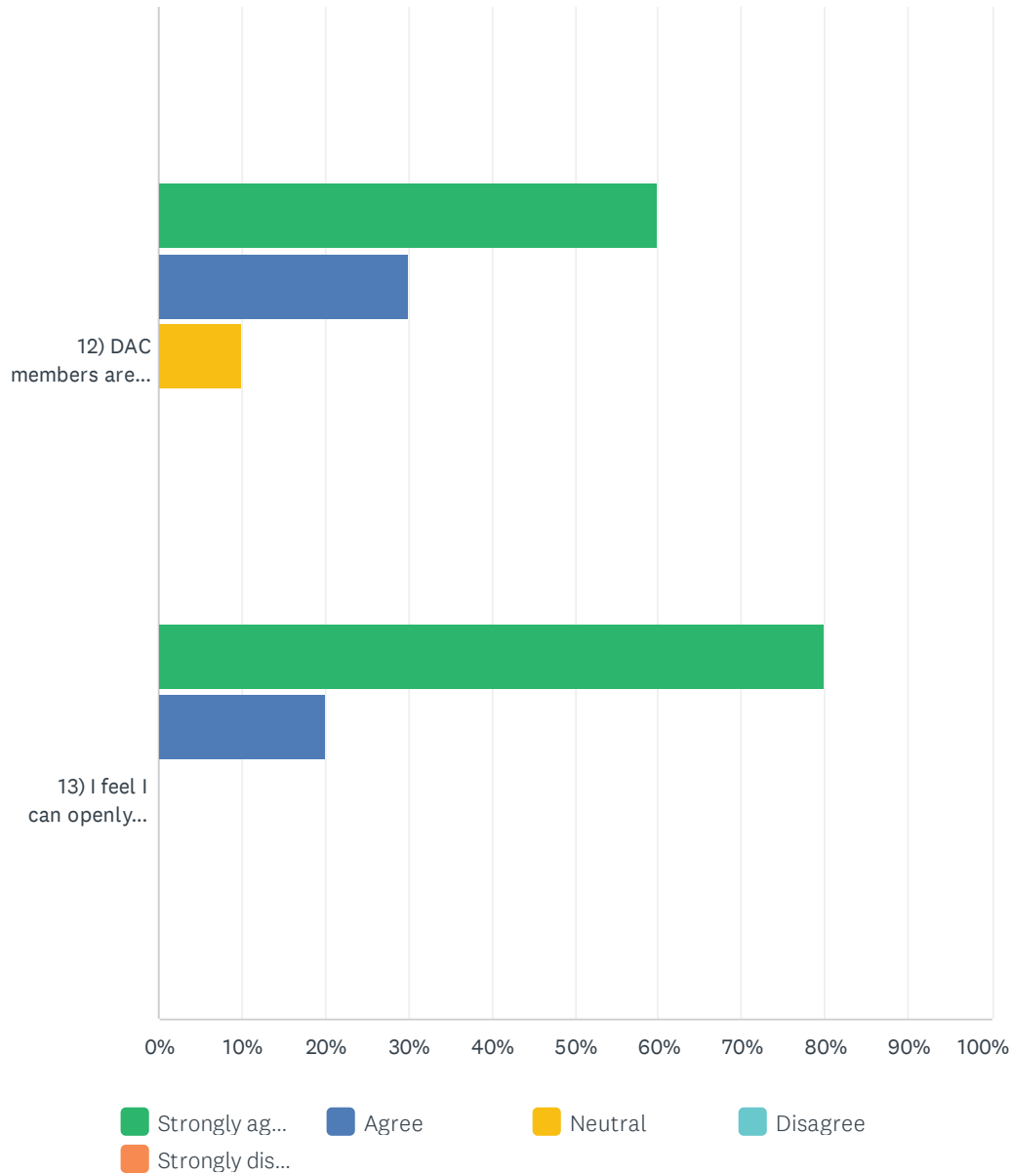
| | STRONGLY AGREE | AGREE | NEUTRAL | DISAGREE | STRONGLY DISAGREE | TOTAL |
|---|-------------------|-------------|------------|------------|----------------------|-------|
| 5) The DAC leadership is committed to the purpose* of the DAC | 60.00% 6 | 40.00% 4 | 0.00% 0 | 0.00% 0 | 0.00% 0 | 10 |
| 6) The DAC leadership communicates clearly with members | 60.00% 6 | 40.00% 4 | 0.00% 0 | 0.00% 0 | 0.00% 0 | 10 |
| 7) The DAC leadership involves DAC members in decision making | 60.00% 6 | 40.00% 4 | 0.00% 0 | 0.00% 0 | 0.00% 0 | 10 |

Q6 Members

Answered: 10 Skipped: 1



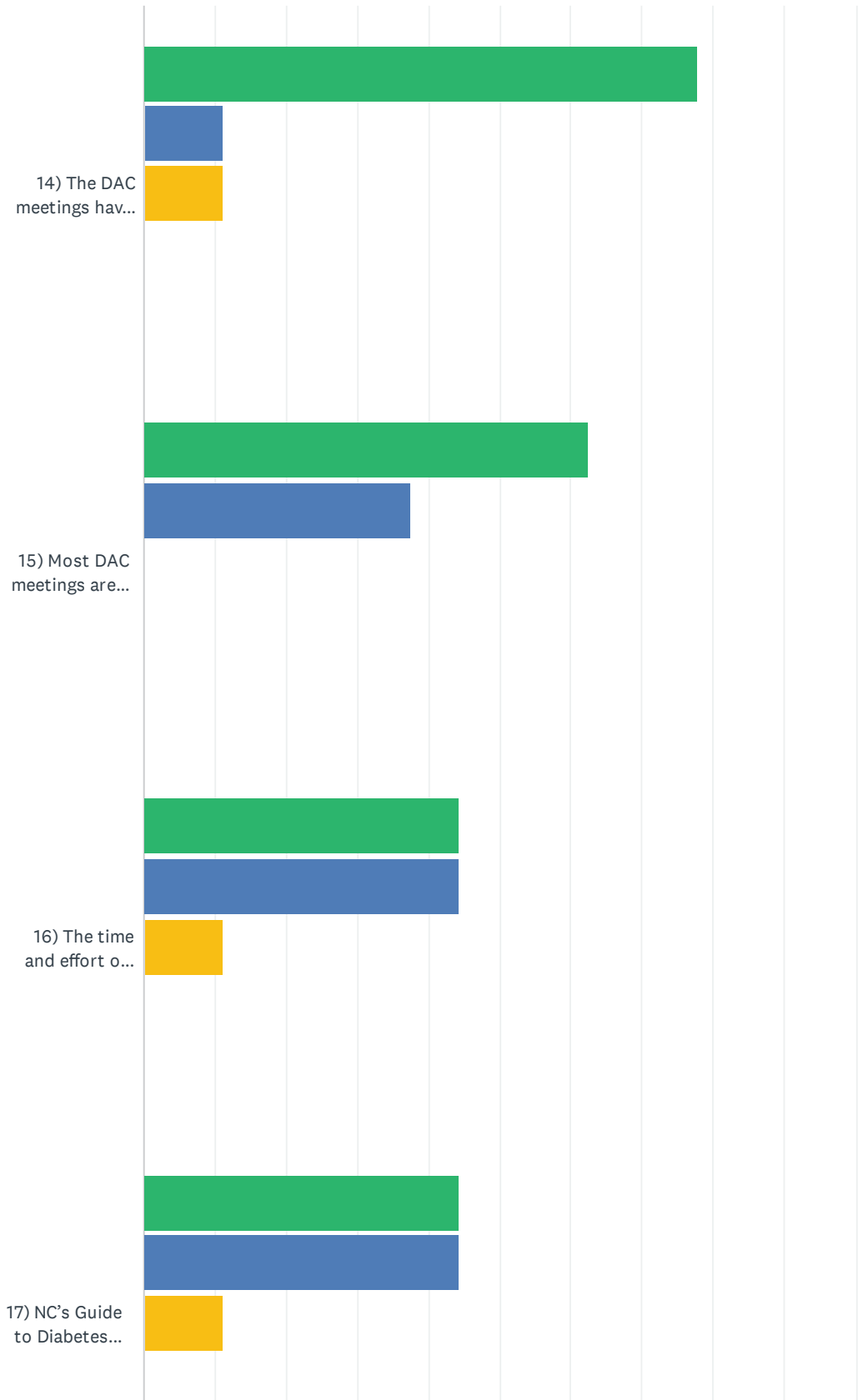
North Carolina Diabetes Advisory Council (DAC) Assessment of Work Collaboration and Efficiency



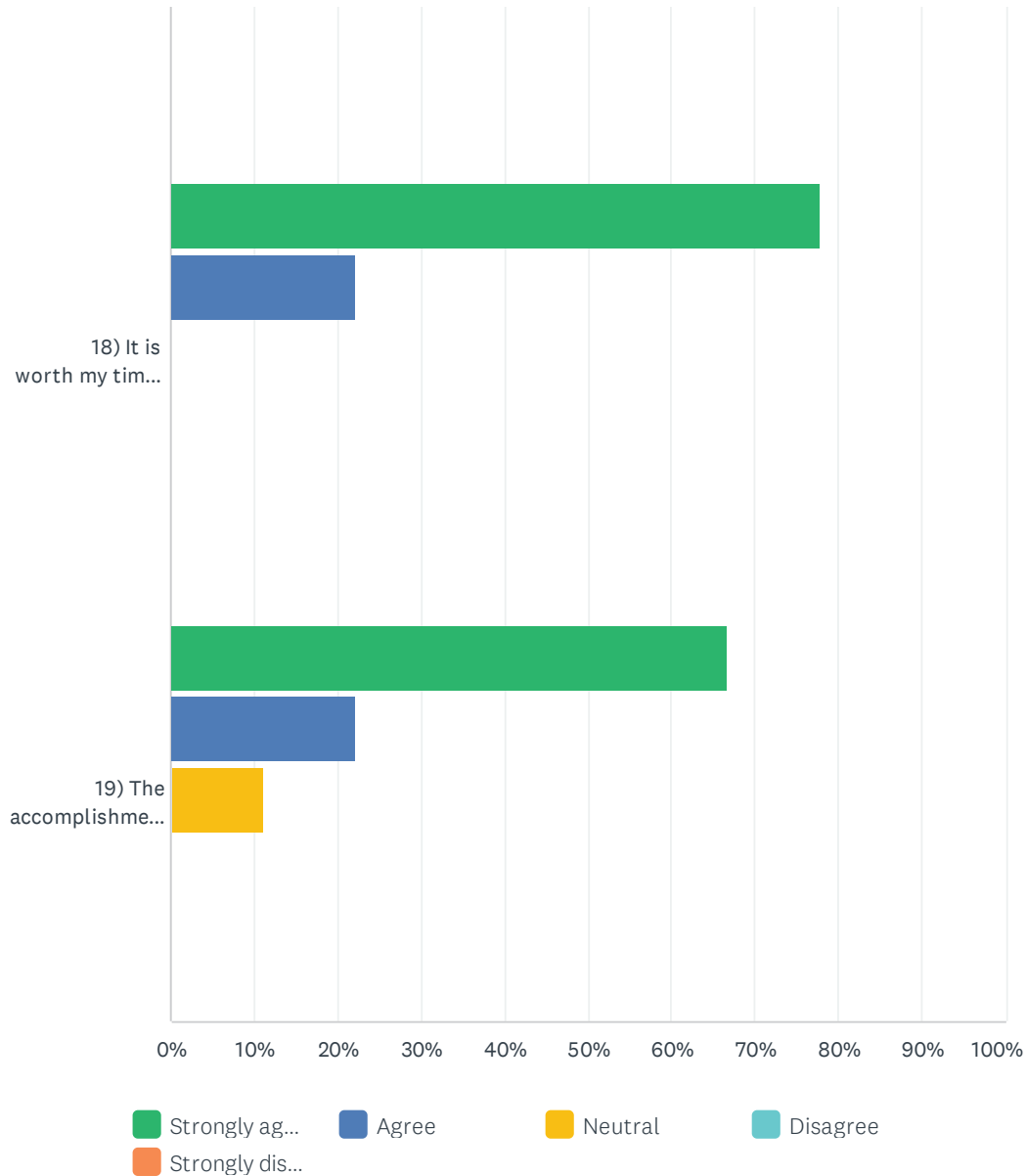
| | STRONGLY AGREE | AGREE | NEUTRAL | DISAGREE | STRONGLY DISAGREE | TOTAL |
|--|----------------|-------------|-------------|------------|-------------------|-------|
| 8) DAC members have a variety of relevant resources and skills to offer | 60.00% 6 | 40.00% 4 | 0.00% 0 | 0.00% 0 | 0.00% 0 | 10 |
| 9) Responsibilities of members are clearly defined | 30.00% 3 | 50.00% 5 | 20.00% 2 | 0.00% 0 | 0.00% 0 | 10 |
| 10) DAC members are committed to the purpose* of the DAC | 40.00% 4 | 60.00% 6 | 0.00% 0 | 0.00% 0 | 0.00% 0 | 10 |
| 11) There is a strong sense of shared purpose among DAC members | 60.00% 6 | 30.00% 3 | 10.00% 1 | 0.00% 0 | 0.00% 0 | 10 |
| 12) DAC members are inspired to be action-oriented | 60.00% 6 | 30.00% 3 | 10.00% 1 | 0.00% 0 | 0.00% 0 | 10 |
| 13) I feel I can openly express my opinions with the DAC leadership and other members of the DAC | 80.00% 8 | 20.00% 2 | 0.00% 0 | 0.00% 0 | 0.00% 0 | 10 |

Q7 Process/Results

Answered: 9 Skipped: 2



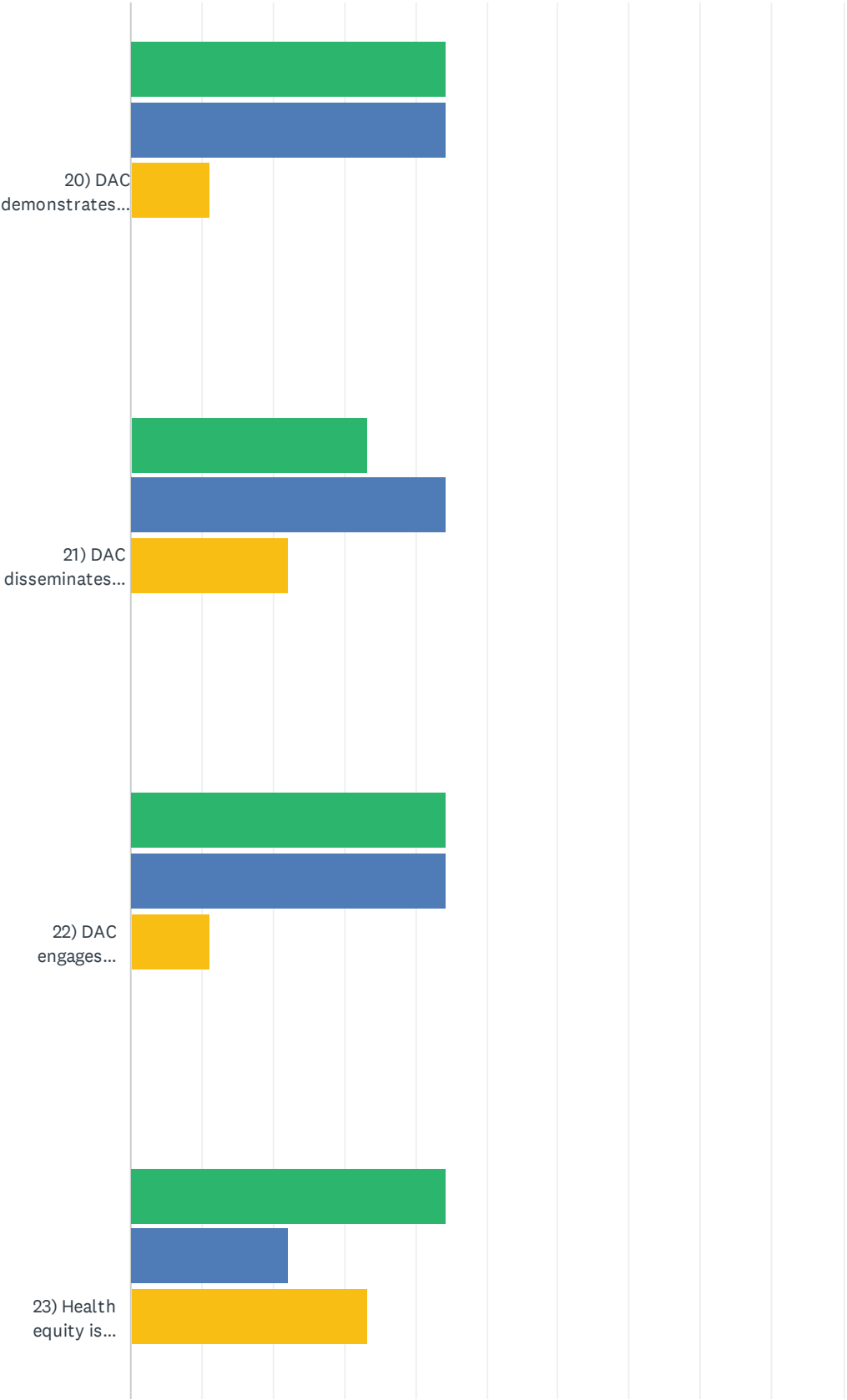
North Carolina Diabetes Advisory Council (DAC) Assessment of Work Collaboration and Efficiency



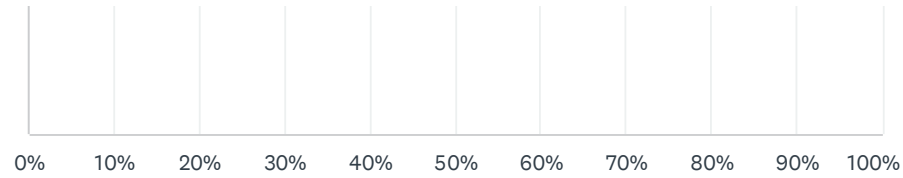
| | STRONGLY AGREE | AGREE | NEUTRAL | DISAGREE | STRONGLY DISAGREE | TOTAL |
|--|----------------|-------------|-------------|------------|-------------------|-------|
| 14) The DAC meetings have a clear agenda | 77.78% 7 | 11.11% 1 | 11.11% 1 | 0.00% 0 | 0.00% 0 | 9 |
| 15) Most DAC meetings are productive | 62.50% 5 | 37.50% 3 | 0.00% 0 | 0.00% 0 | 0.00% 0 | 8 |
| 16) The time and effort of the collaboration is focused on obtaining the goals | 44.44% 4 | 44.44% 4 | 11.11% 1 | 0.00% 0 | 0.00% 0 | 9 |
| 17) NC's Guide to Diabetes Prevention and Management is regularly referred to reference goals | 44.44% 4 | 44.44% 4 | 11.11% 1 | 0.00% 0 | 0.00% 0 | 9 |
| 18) It is worth my time to be involved in DAC meetings and/or activities | 77.78% 7 | 22.22% 2 | 0.00% 0 | 0.00% 0 | 0.00% 0 | 9 |
| 19) The accomplishments of the DAC in reducing the burden of diabetes through coordination can be clearly identified | 66.67% 6 | 22.22% 2 | 11.11% 1 | 0.00% 0 | 0.00% 0 | 9 |

Q8 Health Equity

Answered: 9 Skipped: 2



North Carolina Diabetes Advisory Council (DAC) Assessment of Work Collaboration and Efficiency



■ Strongly ag...
 ■ Agree
 ■ Neutral
 ■ Disagree
 ■ Strongly dis...

| | STRONGLY AGREE | AGREE | NEUTRAL | DISAGREE | STRONGLY DISAGREE | TOTAL | WEIGHTED AVERAGE |
|--|----------------|-------------|-------------|------------|-------------------|-------|------------------|
| 20) DAC demonstrates a commitment to addressing health equity | 44.44% 4 | 44.44% 4 | 11.11% 1 | 0.00% 0 | 0.00% 0 | 9 | 1.67 |
| 21) DAC disseminates health equity messages to members | 33.33% 3 | 44.44% 4 | 22.22% 2 | 0.00% 0 | 0.00% 0 | 9 | 1.89 |
| 22) DAC engages representatives of diverse communities in our state to address health equity | 44.44% 4 | 44.44% 4 | 11.11% 1 | 0.00% 0 | 0.00% 0 | 9 | 1.67 |
| 23) Health equity is integrated into DAC's mission/ policy | 44.44% 4 | 22.22% 2 | 33.33% 3 | 0.00% 0 | 0.00% 0 | 9 | 1.89 |

Q9 Comments:

Answered: 1 Skipped: 10